



Cash flow management. Solved.

## DebiCheck

ACCOUNT HOLDER EXPERIENCE

USER GUIDE

## What is DebiCheck?

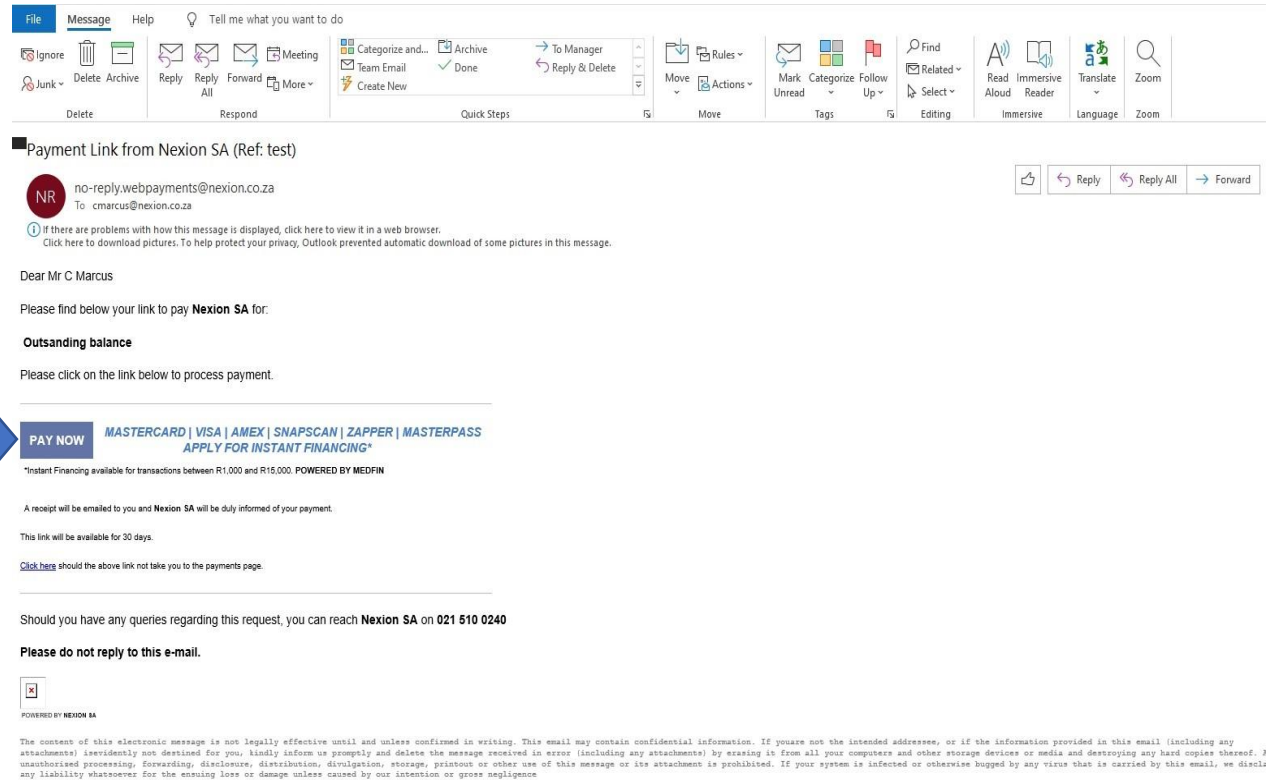
- DebiCheck is an updated debit order facility requiring account holder to authorize a debit mandate on a mobile device linked to the account to be debited.

## What account holder will need to register a DebiCheck:

- Access to a mobile device linked to bank account to be debited.

# ACCOUNT HOLDER RECEIVES AN EMAIL WITH A LINK TO NEXION PAYMENT PORTAL

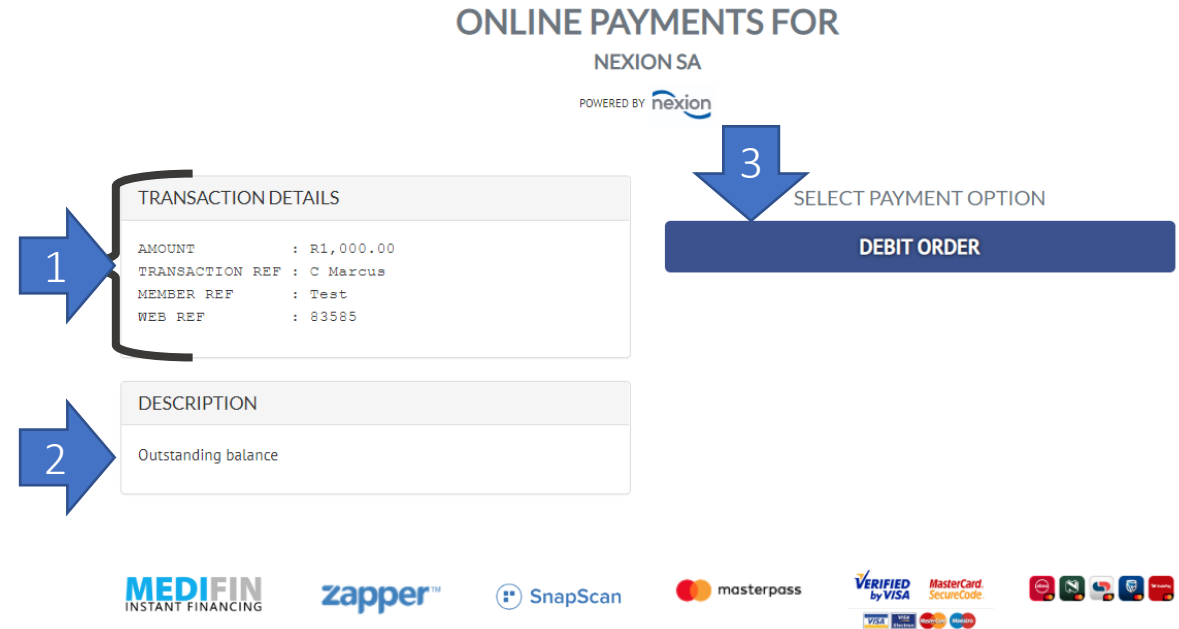
1. Click on **PAY NOW** button for link to NEXION payment portal.



- Email provides information on amount and what payment is for.

# PAYMENT LINK PORTAL

1. TRANSACTION DETAILS show amount due, and account holder's account details.
2. DESCRIPTION provides a reason for what payment is for.
3. Click on DEBIT ORDER button to register a DebiCheck.



© Copyright Nexion SA 2022. All Rights Reserved



# DebiCheck REGISTRATION FORM

1. Complete personal and bank account details.
2. Select **START DATE**. (First instalment date and date instalments to be debited every month.)
3. Select **PAYMENT PERIOD**. (Number of monthly instalments)
4. Review and Tick each box to confirm terms and conditions.
5. Click on **SUBMIT** to receive a message on mobile device from bank to confirm mandate.

➤ Terms and conditions can be viewed by clicking on highlighted words for each ticked box.

The screenshot shows the 'ONLINE PAYMENTS FOR NEXION SA' interface. The 'DebiCheck' logo is visible at the top left. The form is titled 'DEBIT ORDER REGISTRATION' and contains the following fields and sections:

- TRANSACTION DETAILS:** AMOUNT: 1,500.00, TRANSACTION REF: C. Marcus, MEMBER REF: Test, WEB REF: 87781.
- DESCRIPTION:** Outstanding amount due on your account.
- ACC HOLDER TITLE:** Mr (dropdown)
- ACC HOLDER NAME:** Cristo
- ACC HOLDER SURNAME:** Marcus
- ID NUMBER:** 7908155112081
- BANK NAME:** Capitec Bank (dropdown)
- BRANCH CODE:** 470010
- ACCOUNT NUMBER:** 11171609753
- ACCOUNT TYPE:** Savings (dropdown)
- ACCOUNT NAME:** Cristo Marcus
- START DATE:** 2022/08/31
- PAYMENT PERIOD (months):** [Select Period] dropdown with options 1, 2, 3, 4.
- Terms and Conditions:** A section with five checked boxes:
  - accept the Debit Order Authority terms
  - accept the Mandate terms
  - accept the Cancellation terms
  - accept the Assignment terms
  - accept the Contract terms
- MANDATE STATUS:** A field with a greyed-out value.
- Buttons:** BACK and SUBMIT.

Numbered arrows (1-5) point to the following elements in the form:

1. Points to the personal and bank account details section.
2. Points to the START DATE field.
3. Points to the PAYMENT PERIOD dropdown.
4. Points to the terms and conditions checkboxes.
5. Points to the SUBMIT button.

# MANDATE SENT TO MOBILE DEVICE BY BANK FOR APPROVAL

1. Check mobile device for mandate message from bank.
2. Approve mandate on mobile device.

The screenshot shows a web form for 'DebiCheck' with a modal dialog box titled 'MANDATE ACCEPTANCE'. The dialog box contains the following text:

MANDATE ACCEPTANCE

AN ELECTRONIC MANDATE HAS BEEN SENT TO THE CELLPHONE NUMBER LINKED TO YOUR BANK ACCOUNT.

TO COMPLETE MANDATE ACCEPTANCE PLEASE AUTHORISE ON YOUR CELLPHONE

Close

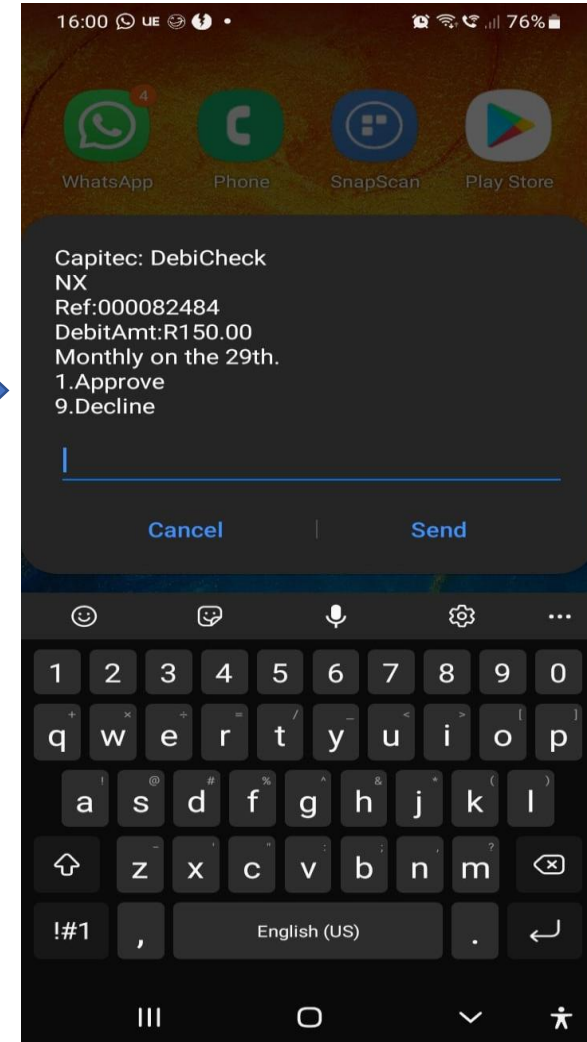

The background form includes the following fields:

- TRANSACTION DETAILS:** AMOUNT : 1,000.00, TRANSACTION REF : C Marcus, MEMBER REF : Test, WEB REF : 85106
- ACC HOLDER TITLE:** Mr (dropdown)
- ACC HOLDER NAME:** Cristo
- ACC HOLDER SURNAME:** Marcus
- ID NUMBER:** 7902195112081
- BANK NAME:** Capitec Bank (dropdown)
- BRANCH CODE:** 470010
- ACCOUNT NUMBER:** 01117906734
- ACCOUNT TYPE:** Savings (dropdown)
- ACCOUNT NAME:** Cristo Marcus
- START DATE:** (empty field)
- PAYMENT PERIOD (months):** (empty field)

# APPROVE MANDATE SENT TO MOBILE DEVICE

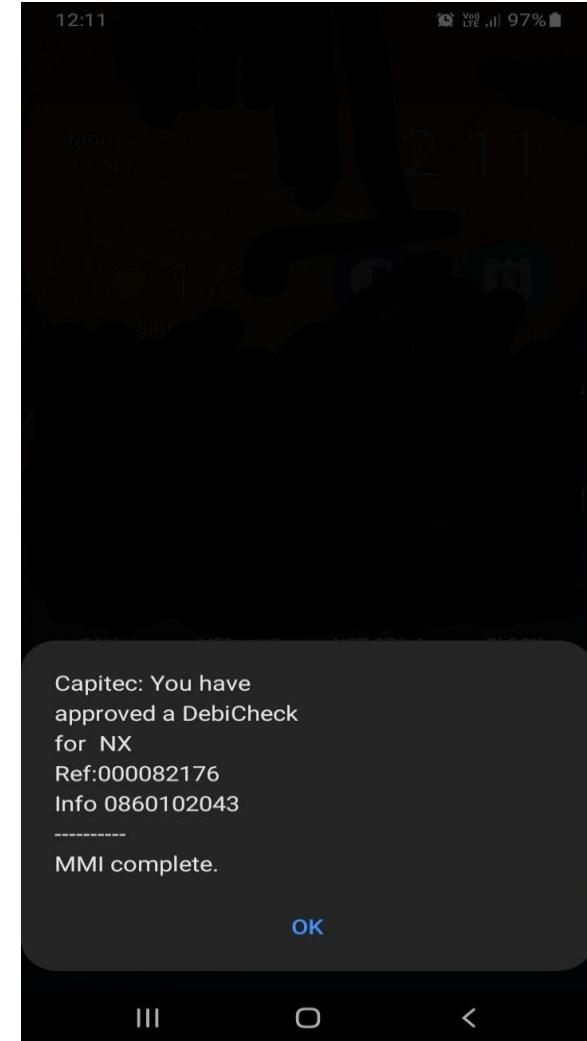
This screen might vary per bank – follow prompts to approve debit order.

1. Enter 1 to approve DebiCheck mandate.



## NOTIFICATION OF APPROVED DebiCheck

1. Account holder will receive notification on mobile device confirming DebiCheck approved.
  2. Click on OK to complete process.
- 
- Nexion will send account holder a receipt via email with installment amounts and debit dates.
  - You will now be redirected automatically to payment portal.





# CONFIRMATION OF APPROVED DebiCheck

1. Click on [VIEW LAST RECEIPT](#) to view confirmed DebiCheck mandate.

**ONLINE PAYMENTS FOR**  
NEXION SA  
POWERED BY

TRANSACTION DETAILS	
AMOUNT	: R1,500.00
TRANSACTION REF	: C Marcus
MEMBER REF	: Test
WEB REF	: 82176

DESCRIPTION	
Outstanding amount due on your account	

TRANSACTION COMPLETE

**1** ↓

**VIEW LAST RECEIPT**



© Copyright Nexion SA 2022. All Rights Reserved



# RECEIPT DISPLAYING MONTHLY INSTALLMENTS

1. Click on [PRINT](#) to print receipt.
2. Click on [CLOSE](#) to close receipt.

ONLINE RECEIPT
✕

Successful Mandate Confirmation  
Nexion SA

License : NEXSAX8000000010002  
Date : 11 Apr 2022 12:06:05

Online Payment Receipt

Trxn Ref : C Marcus  
Member Ref : Test  
Nexion Ref : 3742028  
Web Ref : 0082176  
Retrieval Ref : 110422120605

AuthId : 03742028  
Merchant ID : 000002191901185  
Terminal ID : 00001292

Card # : 6279410300000064867  
Amount : R 1,500.00  
Instalment : R 83.33  
# Repayments : 18  
FPD : 2022/04/29

Status	Debit DT	Statemnet DT
mandate	29-04-2022	06-05-2022
mandate	31-05-2022	07-06-2022
mandate	29-06-2022	06-07-2022
mandate	29-07-2022	05-08-2022
mandate	30-08-2022	06-09-2022
mandate	29-09-2022	06-10-2022
mandate	01-11-2022	08-11-2022
mandate	29-11-2022	06-12-2022
mandate	29-12-2022	06-01-2023
mandate	31-01-2023	07-02-2023
mandate	28-02-2023	07-03-2023
mandate	29-03-2023	05-04-2023
mandate	02-05-2023	09-05-2023
mandate	30-05-2023	06-06-2023
mandate	29-06-2023	06-07-2023
mandate	01-08-2023	08-08-2023
mandate	29-08-2023	05-09-2023
mandate	29-09-2023	06-10-2023

Due to rounding, the last instalment might differ.

---

Powered by Nexion

Close

Print